



Sycamore

Home Learning Term 3

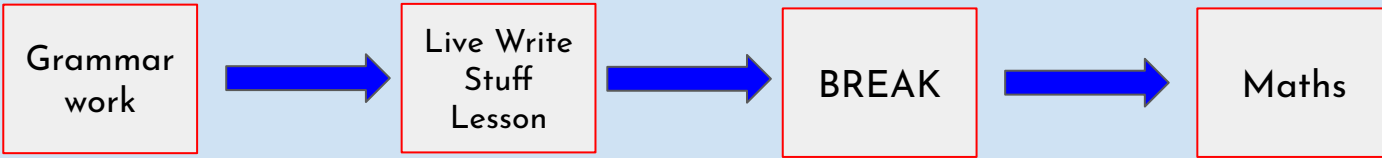
Thursday 4th February 2021



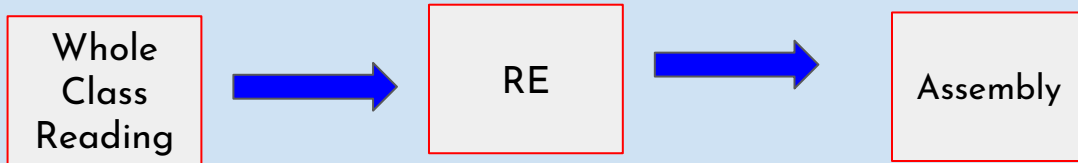
Good morning Sycamore!

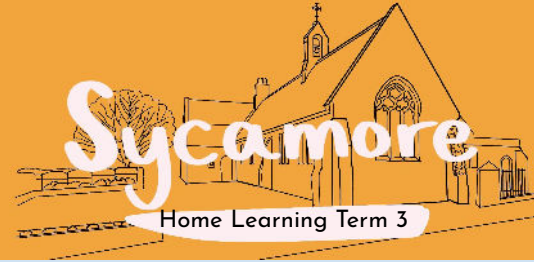
This is what we have coming up today.

This morning



This afternoon





Grammar

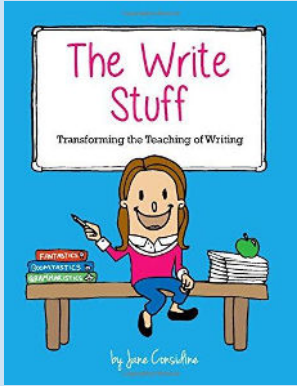
Today you are going to be reminding yourself about [modal verbs](#). You will also be revising some spelling rules and the role of adverbs and adjectives in sentences. Watch the film here with a pen and paper to hand for when you are asked to write things down.






Write Stuff - Live lesson.

Go to the webex link in class story for today's lesson at 9:30. Looking forward to seeing you!



FANTASTIC									
Feeling	Asking	Noticing	Touching	Action	Smelling	Tasting	Imagining	Checking	
GRAMMARISTIC									
Adverbs and adverbial phrases	Basics	Complex Sentences	Dialogue and Contracted Forms	Purpose	Paragraphs	Passive/Active Voice	Past and Present Tense	Punctuation	
BOOMTASTIC									
Onomatopoeia	Alliteration	Rhyme	Repetition	Simile	Metaphor	Pathetic Fallacy	Pun	Personification	

Writing Rainbow
© Jane Considine 2019





Maths

Group A

[Video](#) to watch - Understand percentages

[Worksheet](#) to complete

[Answer sheet](#)

Group B

[Video](#) to watch - perimeter on a grid

[Worksheet](#) to complete

[Answer](#) sheet

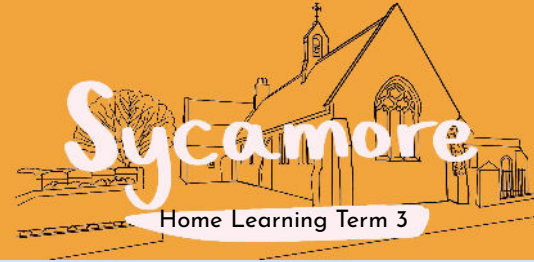
Group C

[Video](#) to watch - Find the total

[Worksheet](#) to complete

[Answer](#) sheet

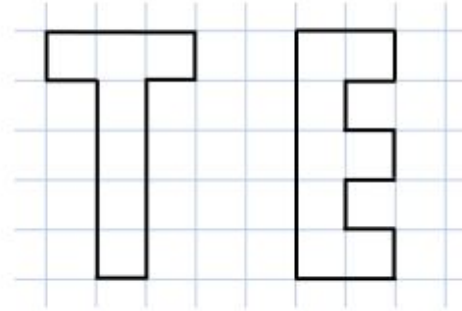
Group B - you have a problem to solve on the next slide too.



Maths : Problem solving

Group B

Which of these shapes has the longest perimeter?



Explore other letters which could be drawn as rectilinear shapes.

Put them in order of shortest to longest perimeter.

Can you make a word?



Maths : Problem solving

Group B

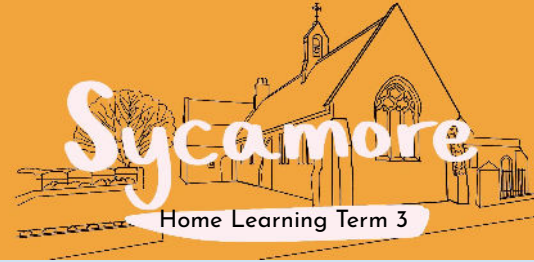
E has a greater perimeter, it is 18 compared to 16 for T.

Open ended.

Letters which could be drawn include:

B C D F I J L
O P

Letters with diagonal lines would be omitted. If heights of letters are kept the same, I or L could be the shortest.



Whole Class Reading

Extended write



So this week we have been looking at Chapter 6 - Paul's Walk

For our extended write this week, Miss B would like you to use the clues from the text to interpret motives and meaning. Specifically the motives behind Grimly befriending Tom in Paul's walk.

1. We find at the end of Chap 6 that Grimly's motives for befriending Tom aren't good. Look at the conversation between Grimly and Tom on pg. 100 - 102. What clues are there in the conversation about Grimly's true motives for befriending Tom?
2. Once they enter the yard, Grimly talks about 'preparing' Tom for his new job, looking at pg. 104 onwards, what clues do you get from the text about how Tom will be 'prepared'?



Whole Class Reading

Extended write



Use these sentence starters to help you...

1. You can tell Grimly's motives for befriending Tom are not good because... (then use the information in the text to help you with your reason)
2. The clues in the text tell me that... (again then use what is written in the text to help you with your answers)

It is important you use the information from the text to answer these questions.

We are looking for your *interpretation* of the motives and meanings behind Grimly and Tom's new relationship.

R.E.

What does 'It's what's on the inside that counts' mean?

It means a person's personality is more important than their physical looks.

Click on the pictures to watch the videos:



R.E. ACTIVITY

Please upload this work to
your portfolio.



Activity: Create an All About Me jigsaw puzzle. You can even cut up the pieces and challenge someone you live with to put it back together!

Use the picture as inspiration, but you can also share anything about yourself that you would like to share. **Focus on sharing the things on your inside, not the outside (for example: not your eye colour).**

You could start by making jigsaw pieces for all of your favourite things and then jigsaw pieces for all of your least favourite things.

Draw, write, colour, paint - do whatever you like!



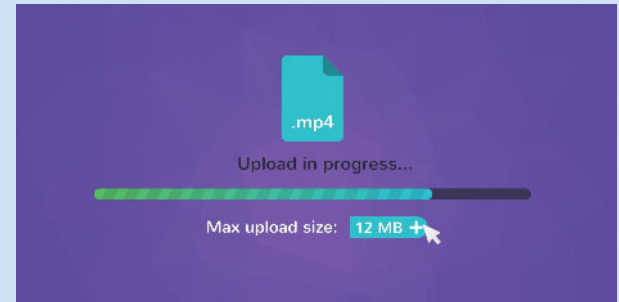

Name	Favourite Books	Favourite Subject	Favourite Colour
TV	Hobbies What type of person are you?		Least Favourite Subject
Sport			Feeling
Game	Drink	Food	Least Favourite Animal



What I need to upload today.....

Please can you upload to your portfolio

- Write stuff sentences
- Grammar work
- Whole Class Reading
- RE



Journey Through The Bible

A Giant Staircase to Heaven

Collective Worship

Thursday 4th February 2021

Jesus is the light of the world



God
the Father



God
the Son



God
the Holy Spirit

Dear God

Thank you for always being there for us.
We are sorry when we try to make decisions
without you.

Amen




Let's listen to a song...



Let's listen to a story...



You can find today's story in this Bible, page 48 - 'A Giant Staircase to Heaven'.



Or, using your own Bible, read the story of The Tower of Babel which can be found in The Old Testament: Genesis: Chapter 11.

A time to reflect...



Take a moment to think about the meaning of this story.

I wonder:

- Why you think that everyone initially spoke one language.
- What motivated people to build this special tower.
- Why people believed that they could reach heaven in this way.
- What this tower represented.
- Whether people were considering God as they built the tower.
- Why this story was included in the Bible.

Dear God,

Thank you that you are bigger and greater and more magnificent than anything we can do or make or even imagine.

We are sorry that sometimes we forget this and make us and what we want more important than you.

Help us to be peace bringers in our school, our home and our community.

Amen





GO IN PEACE.

LUKE 2:50

Go in peace to love and
serve the Lord!

We will!