



Sycamore

Home Learning Term 3

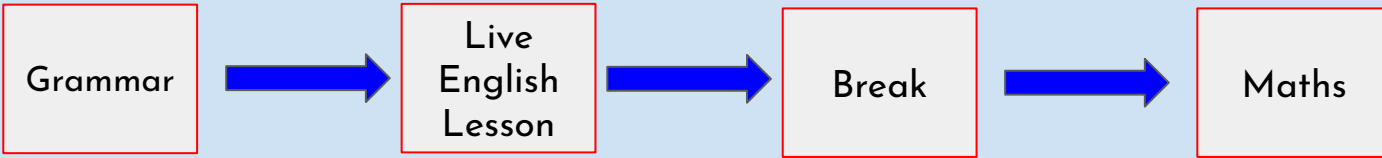
Tuesday 19th January 2021



Good morning Sycamore!

This is what we have coming up today.

This morning



This afternoon



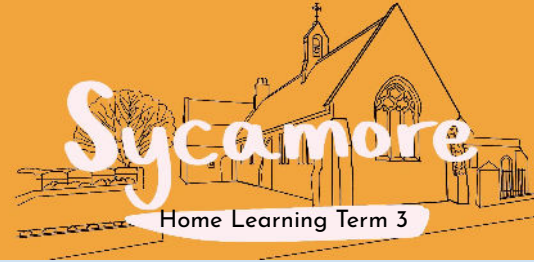


Grammar

Today you are going to be reminding yourself about Fronted Adverbials

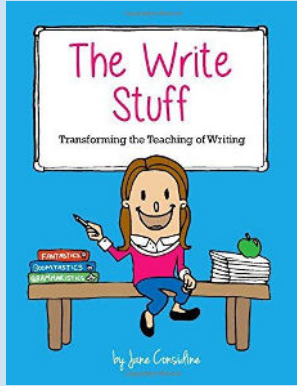
Watch the film [here](#) and have a pen and pencil ready for when you are asked to write things down.






Write Stuff - Live lesson.

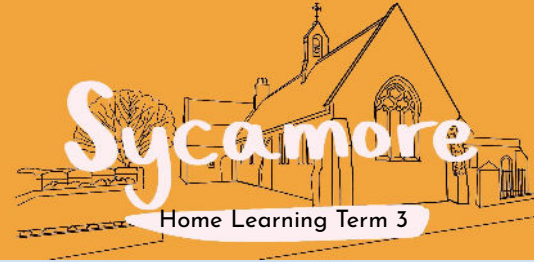
Go to the webex link in class story for today's lesson at 9:30. Looking forward to seeing you!



FANTASTIC									
Feeling	Asking	Noticing	Touching	Action	Smelling	Tasting	Imagining	Checking	
GRAMMARISTIC									
Adverbs and adverbial phrases	Basics	Complex Sentences	Dialogue and Contracted Forms	Purpose	Paragraphs	Passive/Active Voice	Past and Present Tense	Punctuation	
BOOMTASTIC									
Onomatopoeia	Alliteration	Rhyme	Repetition	Simile	Metaphor	Pathetic Fallacy	Pun	Personification	

Writing Rainbow
© Jane Considine 2019





Maths

Group A

[Video](#) to watch - Divide fractions by integers (2)

[Worksheet](#) to complete

[Answers](#) to worksheet

Group B

[Video](#) to watch - comparing fractions that are greater than 1

This is a film from Oak Academy again. There is opportunity to stop and have a go at calculations during the film, as well as a quiz and a sheet to work from.

There's a lot less maths for you tomorrow so have a good go today!

Group C

[Video](#) to watch - multiplication sentences from pictures


[Worksheet](#) to complete

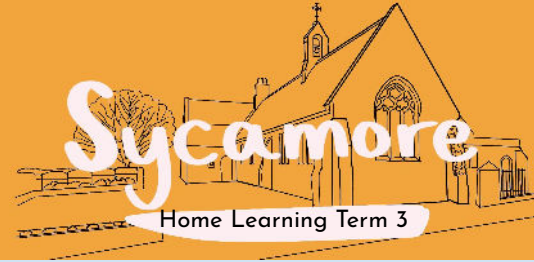
[Answers](#) to worksheet

Riddle me this!

I never was but always will be.
No one ever saw me but everyone knows I exist.
I give people the motivation to better themselves
everyday.

What am I?





Whole Class Reading

This week we will be focusing on Chapter 2 - The Pig's Head.

Here are your inference and retrieval questions for this Chapter, you can use your computers or devices to look words up.

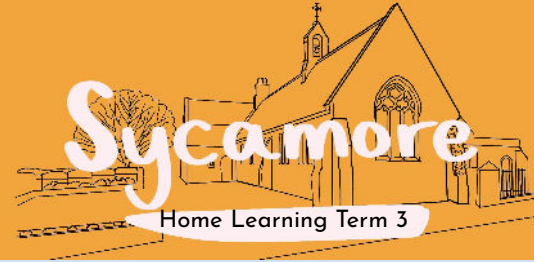
The answers are on the next slide, so use a different colour pen to mark your work.

I - What does 'a bruise on the side of his cheek, the size of a man's fist' tell us about Tom and how he is treated?

I - Why are the two older boys mentioned on pg. 35 better fed?

R - Look on pg. 31 (*Kindle users: 2nd pg of Chap 2*), why are there few windows at the Inn?

R - Where has the stranger come from? (*pg. 37 - Kindle users: 8th pg of Chap 2*)



Whole Class Reading

Chapter 2 - The Pig's Head - Inference and Retrieval Answers

I - What does 'a bruise on the side of his cheek, the size of a man's fist' tell us about Tom and how he is treated? **He is mistreated by the Slopes**

I - Why are the two older boys mentioned on pg. 35, better fed? **Because they are the Slopes sons**

R - Look on pg. 31 (*Kindle users: 2nd pg of Chap 2*), why are there few windows at the Inn? **Glass at this time was expensive**

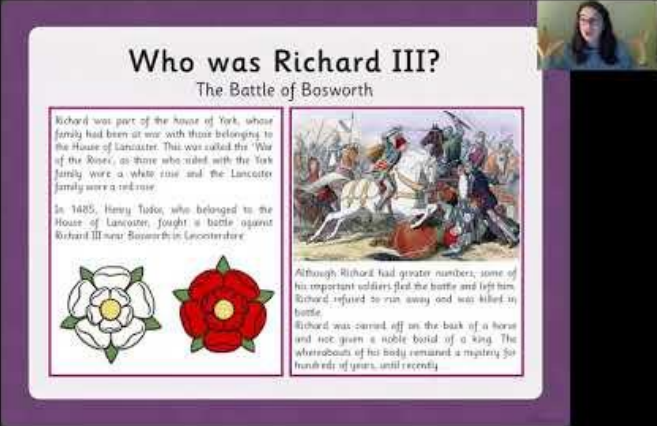
R - Where has the stranger come from? (pg. 37 - *Kindle users: 8th pg of Chap 2*)
London

HISTORY

What does the 'III' stand for in King Richard III?

III is the roman numerals for 3. So it actually says King Richard the Third.

Click on the picture to watch this video:



Who was Richard III?
The Battle of Bosworth

Richard was part of the house of York, whose family had been at war with those belonging to the House of Lancaster. This was called the 'War of the Roses', as those who sided with the York family wore a white rose and the Lancaster family wore a red rose.

In 1485, Henry Tudor, who belonged to the House of Lancaster, fought a battle against Richard III near Bosworth in Leicestershire.

Although Richard had greater numbers, some of his important soldiers fled the battle and left him. Richard refused to run away and was killed in battle.

Richard was carried off on the back of a horse and not given a noble burial of a king. The whereabouts of his body remained a mystery for hundreds of years, until recently.


HISTORY ACTIVITY

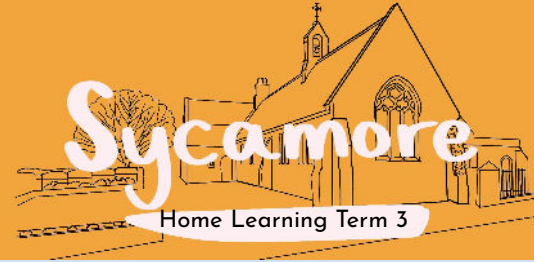
Please upload this work to
your portfolio.



Activity 1: Look at these images of the Battle of Bosworth (that's the fight when King Richard III died). They didn't have cameras so these images were created after the fight.

Create your own picture of the Battle of Bosworth. You could sketch, colour, paint or make a collage.

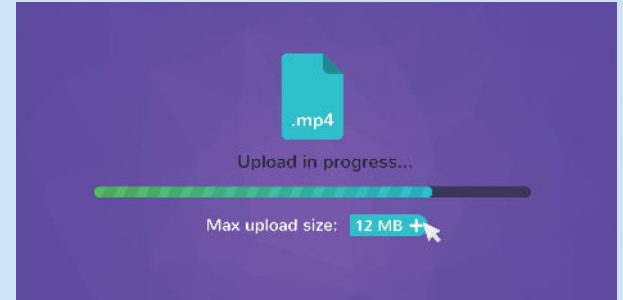





What I need to upload today.....

Please can you upload to your portfolio

- Write Stuff Sentences
- Maths
- Whole Class Reading
- History



Listening to God

Collective Worship

Tuesday 19th January 2021

Jesus is the light of the world



God
the Father



God
the Son



God
the Holy Spirit

Dear God,
Thank you for listening to us when we pray.
We are sorry if we do not always listen carefully
to your responses.
Amen



Let's listen to Adam...



<https://vimeo.com/499357431>



GO IN PEACE.

LUKE 2:30

Go in peace to love and
serve the Lord!

We will!