



Chestnut

Tuesday, April 21st

Good Morning Chestnut Class!

Well done for showing so much patience and resilience yesterday as we worked our way through lots of technical difficulties. Here's hoping today runs a little more smoothly. Thank you for all your brilliant work that you've been uploading to your portfolios - keep it coming!



This is what we have planned for today:

Morning: *Phonics or Spelling - Write Stuff - Numbots - Maths - Reading*

Afternoon: *P.E. Activity - Geography*

Make sure you take breaks and get some exercise too!



Phonics

If you usually do phonics with Mrs Hampton, you need to go to your phonics group on Class Dojo and follow the video lesson.

Please upload sentences to your Portfolio

Spelling

[Mrs Phillips Spelling Group](#)

Please remember to take a photo of your work and upload to portfolios.

Any extra time you have can be used to practice spellings from the year group lists in your Home Learning packs.

Phonics/spelling should take 15 - 20 minutes

Coming up next... Write Stuff



English - Write Stuff

Mrs Rorison Write stuff lesson

Lesson 2 Chunk 2 La Luna

<https://youtu.be/MMZMe5fA8tk>

*Take a photo of your work and upload to portfolios - remember it needs to be sent by 20'clock.
Write Stuff should take 30-40 minutes*

Coming up next,,,,,Numbots



Numbots



[Log into your Numbots account](#)

Play the story, or take a challenge once you've unlocked it (if you dare!)

(Log ins were sent in the first week of homelearning. Numbots is also available as a free app)

You should play in Story or Challenge mode for 5 minutes.

Coming up next...Maths



Maths

[Year 1 maths is here](#)

Please complete Summer Term Week 1 Lesson 2 - watch the video and answer the questions from the sheet on your squared maths paper, or print the sheet out.

For the last question you will need to use some objects - buttons, beads, Lego, are all good, but it can be anything that you have a lot of.

[Year 2 maths is here](#)

Please complete Summer Term Week 1 Lesson 2 - watch the video and answer the questions from the sheet on your squared maths paper or print the sheet out.

It would be really beneficial today if children could use Lego, or something similar, in the second part of the video to build towers to support understanding of a whole and fractions of a whole.

*Please upload a photo of your finished work to your portfolio...Maths should take 20-30 minutes
If you finish quickly and want another challenge, go onto the next slide, otherwise go onto reading*




Challenge Questions

These questions are for those children who complete the maths worksheet quickly and would like an extra challenge.

Dora and Rosie are making hay bundles.

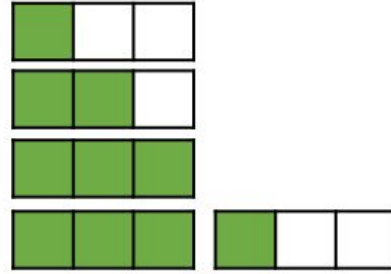
Who has made equal groups?



Explain how you know.

Challenge question for year 1

Look at this pattern.



What would come next?

Write the next fraction and draw the representation.

What would be the 8th fraction in the pattern?

Challenge questions for year 2

Alex and Whitney are counting in quarters.



Alex

One quarter, two quarters, three quarters, four quarters...

One quarter, one half, three quarters, one whole...



Whitney

Who is correct? Explain your answer.

Please upload a photo of your finished work to your portfolio.

Coming up next...reading



Guided Reading

Wood Anemones

[This is your book](#) for the week, watch the video and join in reading with me.

When the video finishes find the book on Oxford Owl and carry on reading the book aloud. If there's no grown up to listen to you, you could read to a pet or a teddy.

Bluebells

Log in to Oxford Owls and re-read 'Painting the Attic'. Today, make sure you can read on sight all of the common exception words (tricky words) in the book and try to read other words either on sight or sounding out in your head. Remember you can read to a pet or a teddy if there's no one who can listen to you today.

Reading should take 10 - 15 minutes

[Cowslips](#) and [Wood Violets](#), you will have a guided reading video for your group later in the week. In the meantime, I would like you to choose a book from Oxford Owls to read - please make sure it's the same level as the books you took home from school. If there's no grown up for you to read to, you could read to a pet, a younger brother or sister or even a teddy! (Oxford Owls information was sent out on via Class Story on 8/4/20)

Coming up this afternoon...PE activity



Time to take a break!



Choose one of the websites below and complete an activity

Joe Wicks PE sessions [Joe Wicks Body Coach](#)

BBC Supermovers [Supermovers](#)

Cosmic Kids Yoga [Cosmic Kids](#)

Go Noodle [Go Noodle](#)

Disney Workouts [Disney Workouts](#)

Premier Sports [Variety of Activities](#)

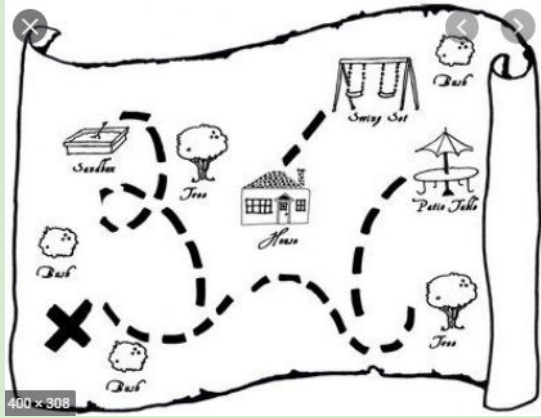
Your P.E activity should last 20-30 minutes



Coming up next...Geography



EYFS and KS1 Geography



Can you pretend you are a bird? Or maybe a drone with a camera?

Now fly above your garden or over your flat? What can you see?

Can you draw a map with the different things you can see marked on - you can draw them.

There maybe a flower bed, or vegetable patch, a swing or a trampoline?

Taka photo of your map and send it you your teacher in portfolios



That's everything for today - see you all tomorrow!