




Sycamore

Friday 24th April 2020

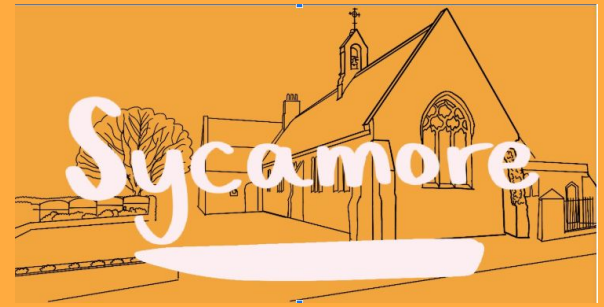
WAHOOOO!



You are all brilliant and have worked so hard this week - I am unbelievably proud of all of you for what you are doing.....

So today's plan

.....is different.....



Today is about celebrating the hard work you have been doing all week and making Flexi Friday feel a bit different for you at home.

*We have **science and PE** from Premier sports to do and there is the chance to catch up on stuff you may have not done during the week - maybe the whole class reading or Spag. There are some fun games and challenges for you too.*

*There is also a **Kahoot Quiz!!** We are able to do it remotely, you can do it in your own time between today and Sunday and then it closes and we can look at the results. You may need to create a login at home on your device and of course give yourself a silly name It's a set quiz that Kahoot created for you today with recent events and current affairs.*

Science

This term in science we're studying plants. To begin with this week, we'll be working scientifically, using observational skills, practising classifying and identifying plants, and recording and representing our findings.

Observing

We're going to start by looking at some of the flowering plants in your local area, this is probably better if you go out rather than use your garden. So, you will need to choose somewhere where there are quite a few plants in flower, such as a woodland, a meadow, a grass verge or hedgerow. Spend 10-15 minutes looking carefully at what you can see and

recording any plants that are flowering—you could move quickly and cover a larger area or you could go slowly and look closely at what's growing (there are often some surprises!)



Classifying and identifying

You then need to decide how you will group or classify your observations—work together if there are several of you in one family. Here are a few ideas:

- Identify plants and record how many of each species there are
- Group flowers by colour and record e.g. white flowers, blue flowers etc
- Group flowers by their colour and the number of petals they have

Remember: count how many of each plant there are, and record in a tally chart.

Some plants have very obvious flowers...but...some plants don't!

Even trees have flowers—some are easy to see, but you have to look carefully for others either because they're green or because they don't look like flowers!








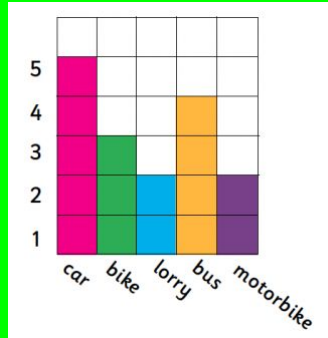
Recording and Representing Results

Once you've gathered your information, you need to decide how you're going to represent it.

EYFS and KS1

You could draw a pictogram or a bar chart (you could even build a 3D one out of Lego!)

FRUIT	NUMBER OF CHILDREN WHO CHOSE IT
PEAR	
WATERMELON	
ORANGE	
APPLE	
BANANA	



KS2

Watch the video:

<https://www.bbc.co.uk/bitesize/topics/zxjj6sg/articles/zg496yc>

Represent your results in the way you think is best for the information you have gathered.

So that we can all see what your results mean and to show that you are an amazing scientist, don't forget to include:

- * A title
- * Labels
- * Possibly a key to show e.g. what colours represent

Please upload your completed work to portfolios. Thank you!

Jokes for Friday



1. How do the oceans say hello to each other?
2. What do you call a bear with no teeth?
3. Why do bees have sticky hair
4. What is a witches favourite subject at school?
5. What animal needs to wear a wig?



Answers on the next slide!!!

Answers to the jokes.....

1. They wave
2. A gummy bear
3. Because they use honey combs
4. Spelling
5. A bald eagle





Kahoot time The quiz is open until Saturday afternoon, so if you can't do it now, don't worry.

Here is the link [HERE](#)



PE activity for Key Stage 2

Your task today is to have a go at some multi-skills activity, supporting your control and balance. Click on the link to get started:

[Control and Balance](#)



Photo challenge time



Can you send me two photos? One of you reading a book in a really comfortable place and then one of you reading in a really silly place?

Here are Mrs Pudsey's!

My comfortable and sensible place to read my book, the sofa.



My very silly place to read a book In the rain!! Or was my husband spraying me with the hose!?!






*Sit back and enjoy this short but
rather amusing Pixar film*

Click [here](#)

*Hoorah! A week
done!*



Today you can send me two different pieces of work to look at on your portfolios

- *A photo of your science results*
- *Two photos of you reading - one the most comfortable place and a really silly place*

I'm looking forward to seeing it all! Now go and have a fun weekend. Mrs Pudsey